

# Luminaria

Código COM2-40W3M2-30K7-ffff-gghhh-i\_jj-kk  
Nombre Coanda Series Mini S2 - 40W 30K70 T3M2

# Ensayo

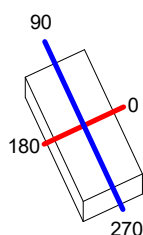
Código Coanda Series Mini S2 40W COM2-40W3M2-30K7-ffff-gghhh-i\_jj-kk 30K70 T3M2  
Nombre Coanda Series Mini S2 - 40W 30K70 T3M2

Flujo Luminaria	5400.00 lm	Potencia luminaria	40.00 W	Eficiencia	135.00 lm/W	Rendimiento	100.00%
Flujo de Lámpara	5400.00 lm	Valor Máximo	620.97 cd/klm	Posición	C=20.00 G=69.00	CG	Asimétrico
Luminaria Rectangular		Longit.	590 mm	Anchura	280 mm	Altura	125 mm
Área Luminosa Rectangular		Longit.	590 mm	Anchura	280 mm	Altura	125 mm
Área Luminosa Horizontal		0.165200 m2		Área Emisión sobre Pl. 180°		0.073750 m2	
Área Emisión sobre Pl. 0°		0.073750 m2		Área Emisión sobre Pl. 270°		0.035000 m2	
Área Emisión sobre Pl. 90°		0.035000 m2		Área de deslumbramiento a 76°		0.111525 m2	
Sist. de Coorden.		CG		Tipo de Simetría		Asimétrico	
Fecha		07-02-2022		Máximo Ángulo Gamma		90	
Distancia de Ensayo		0.00		Flujo de Ensayo		5400.00 lm	
Operador				Tensión de alimentación			
Temperatura		25.00 °C		Corriente de alimentación			
Humedad		60.00 %		Fotocélula			
Notas							

# Lámparas de la Luminaria

Familia	Código	Nombre	Flujo [lm]	Pot. [W]	Cant.
	COM2-40W3M2-30K7-ffff-gghhh-i_jj-kk	Coanda Series Mini S2 - 40W 30K70 T3M2 - 40 W	5400.00	40.00	1
C.I.E.	31 64 94 100 100	D DIN 5040	A20		
F UTE	1.00 I	B NBN	BZ 7 / 0.8 / BZ 6 / 3 / BZ 5		

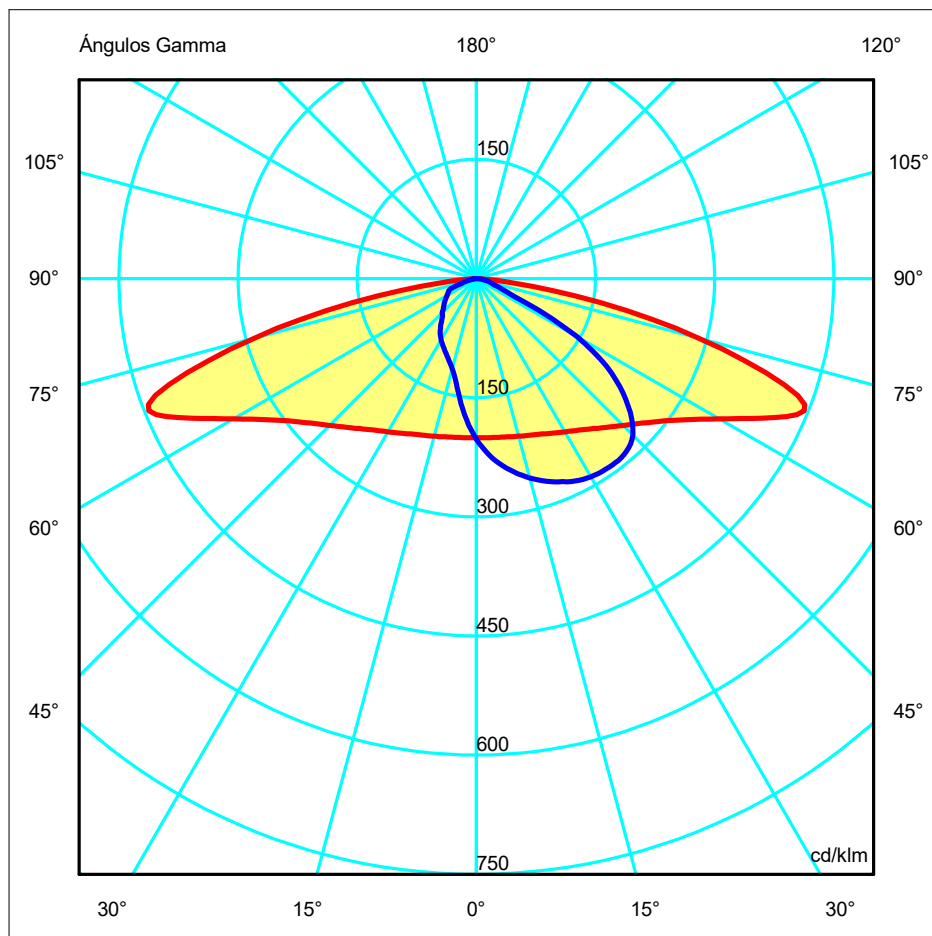
590mm x 280mm



# Semiplanos C

180.0 — 0.0  
270.0 — 90.0

ULOR 0.00 %  
DLOR 100.00 %  
RN 0.00 %



# Luminaria

Código COM2-40W3M2-30K7-ffff-gghhh-i\_jj-kk

Nombre Coanda Series Mini S2 - 40W 30K70 T3M2

# Ensayo

Código Coanda Series Mini S2 40W COM2-40W3M2-30K7-ffff-gghhh-i\_jj-kk 30K70 T3M2

Nombre Coanda Series Mini S2 - 40W 30K70 T3M2

Flujo Luminaria	5400.00 lm		Potencia luminaria		40.00 W		Eficiencia		135.00 lm/W		Rendimiento		100.00%																																																																																																																																																																																																																																																																																																																																																																																																																																																																																																																																																																																																																																																																																																																																																																																																																																																																																																																																																																																																																																																																																																																																																																																																																																																																																																																																																																																																																																																																																																																																			
Flujo de Lámpara	5400.00 lm		Valor Máximo		620.97 cd/klm		Posición		C=20.00 G=69.00		CG Asimétrico																																																																																																																																																																																																																																																																																																																																																																																																																																																																																																																																																																																																																																																																																																																																																																																																																																																																																																																																																																																																																																																																																																																																																																																																																																																																																																																																																																																																																																																																																																																																					
Tabla de Intensidad Luminosa cd/klm														Tabla 1/6																																																																																																																																																																																																																																																																																																																																																																																																																																																																																																																																																																																																																																																																																																																																																																																																																																																																																																																																																																																																																																																																																																																																																																																																																																																																																																																																																																																																																																																																																																																																		
	C 0.00	C 10.00	C 20.00	C 30.00	C 40.00	C 50.00	C 60.00	C 70.00	C 80.00	C 90.00	C 100.00	C 110.00	C 120.00																																																																																																																																																																																																																																																																																																																																																																																																																																																																																																																																																																																																																																																																																																																																																																																																																																																																																																																																																																																																																																																																																																																																																																																																																																																																																																																																																																																																																																																																																																																																			

# Luminaria

Código COM2-40W3M2-30K7-ffff-gghhh-i\_jj-kk

Nombre Coanda Series Mini S2 - 40W 30K70 T3M2

# Ensayo

Código Coanda Series Mini S2 40W COM2-40W3M2-30K7-ffff-gghhh-i\_jj-kk 30K70 T3M2

Nombre Coanda Series Mini S2 - 40W 30K70 T3M2

Flujo Luminaria		5400.00 lm	Potencia luminaria		40.00 W	Eficiencia		135.00 lm/W		Rendimiento		100.00%	
Flujo de Lámpara		5400.00 lm	Valor Máximo		620.97 cd/klm	Posición		C=20.00 G=69.00		CG Asimétrico			
Tabla de Intensidad Luminosa cd/klm													
Tabla 2/6													
	C 130.00	C 140.00	C 150.00	C 160.00	C 170.00	C 180.00	C 190.00	C 200.00	C 210.00	C 220.00	C 230.00	C 240.00	C 250.00
G 0.0	201.61	201.10	201.58	201.49	201.69	200.25	201.69	201.49	201.58	201.10	201.61	201.24	202.01
G 1.0	205.80	204.61	204.38	203.25	202.63	200.12	200.77	199.64	199.06	197.71	197.51	196.29	196.70
G 2.0	209.88	208.17	207.20	205.36	203.68	200.31	200.04	197.90	196.11	193.98	193.03	191.34	191.30
G 3.0	213.69	211.45	209.71	207.24	204.57	200.36	199.15	196.04	193.37	190.24	188.56	186.04	185.59
G 4.0	217.21	214.71	212.46	209.06	205.88	200.60	198.41	194.13	190.44	186.56	183.77	180.61	179.66
G 5.0	220.99	217.72	214.87	211.08	207.16	200.82	197.56	192.34	187.73	182.62	179.15	175.30	173.59
G 6.0	224.52	221.01	217.74	213.05	207.97	201.15	196.79	190.47	184.84	178.77	174.49	169.65	167.56
G 7.0	227.96	224.27	220.14	214.82	209.33	201.42	196.13	188.60	181.68	174.73	169.56	164.08	161.37
G 8.0	231.34	227.23	222.69	216.93	210.60	201.75	195.33	186.99	178.96	170.77	164.67	158.22	155.11
G 9.0	234.53	230.05	225.11	218.96	211.90	202.07	194.77	184.97	175.87	166.74	159.52	152.75	148.84
G 10.0	237.43	233.02	227.81	220.85	213.07	202.49	194.06	183.27	172.89	162.60	154.48	147.05	142.89
G 11.0	240.55	235.80	230.35	222.84	214.26	202.97	193.65	181.47	170.01	158.33	149.36	141.69	137.39
G 12.0	243.50	238.54	232.84	225.01	215.83	203.44	192.99	179.54	166.77	154.20	144.53	136.62	132.38
G 13.0	246.29	241.50	235.24	227.19	217.21	204.12	192.41	177.88	163.65	149.98	139.94	132.16	127.90
G 14.0	249.31	244.07	237.79	229.30	218.60	204.62	191.91	176.08	160.58	146.11	135.44	127.97	124.02
G 15.0	252.11	246.76	240.35	231.11	220.30	205.30	191.51	174.02	157.24	142.12	131.48	124.41	120.65
G 16.0	255.00	249.68	242.71	233.49	221.86	206.08	191.10	172.16	154.01	138.32	127.86	121.16	117.66
G 17.0	258.02	252.22	245.30	235.72	223.26	206.85	190.60	170.20	150.84	134.60	124.43	118.08	114.91
G 18.0	260.49	255.15	247.69	237.66	225.16	207.62	190.07	168.31	147.71	131.29	121.47	115.53	112.42
G 19.0	263.29	257.79	250.14	240.06	226.89	208.49	189.63	166.31	144.60	128.14	118.82	113.19	110.07
G 20.0	266.10	260.51	252.61	242.18	228.72	209.34	189.32	164.57	141.57	125.18	116.30	110.84	107.87
G 21.0	268.68	263.31	255.08	244.26	230.41	210.25	189.05	162.49	138.78	122.44	113.88	108.61	105.85
G 22.0	271.29	266.00	257.66	246.61	232.23	211.25	188.89	160.80	135.91	119.94	111.50	106.53	103.91
G 23.0	274.11	268.61	260.00	248.64	234.28	212.29	188.75	159.19	133.32	117.69	109.44	104.66	102.06
G 24.0	276.83	271.16	262.23	250.83	235.93	213.89	188.82	157.39	130.89	115.46	107.56	102.83	100.29
G 25.0	279.44	273.74	264.81	253.35	237.94	215.19	188.70	155.51	128.20	113.32	105.61	101.10	98.56
G 26.0	282.07	276.39	266.98	255.58	240.06	216.64	188.47	153.58	125.71	111.24	103.78	99.41	97.00
G 27.0	285.01	278.89	269.34	257.72	242.37	218.17	188.45	151.80	123.29	109.26	102.01	97.72	95.40
G 28.0	287.60	281.48	271.76	260.16	244.34	219.55	188.46	150.26	121.16	107.45	100.38	96.21	93.92
G 29.0	290.39	283.97	274.02	262.77	246.57	221.10	188.74	148.65	119.19	105.69	98.79	94.63	92.36
G 30.0	293.07	285.94	276.44	265.16	248.91	222.67	188.81	147.20	117.13	104.08	97.21	93.22	90.85
G 31.0	295.38	288.39	278.73	267.61	250.99	224.32	188.92	145.84	115.25	102.36	95.67	91.74	89.31
G 32.0	298.06	290.51	281.49	270.37	253.53	226.19	189.52	144.40	113.54	100.91	94.29	90.35	87.63
G 33.0	300.47	292.71	284.07	272.87	255.98	228.14	190.02	143.24	111.85	99.43	93.08	89.06	86.11
G 34.0	302.67	294.64	286.45	275.78	258.70	229.98	190.63	142.17	110.24	98.04	91.82	87.67	84.46
G 35.0	305.17	296.61	289.51	278.62	261.46	232.37	191.23	141.16	108.67	96.63	90.55	86.21	82.92
G 36.0	307.18	299.02	292.22	281.62	264.36	234.78	191.95	140.26	107.32	95.45	89.37	84.96	81.39
G 37.0	309.04	301.23	295.29	284.57	267.42	237.07	192.94	139.44	105.86	94.25	88.05	83.56	79.61
G 38.0	310.86	303.64	298.32	288.08	270.56	239.51	193.82	138.64	104.50	93.11	86.81	82.03	77.67
G 39.0	312.45	306.61	301.68	291.29	273.80	242.43	194.94	137.89	103.32	91.83	85.45	80.24	75.60
G 40.0	313.64	309.36	304.73	294.88	277.55	245.29	196.07	137.02	102.11	90.55	84.04	78.32	73.40
G 41.0	315.16	312.35	308.89	298.66	281.02	248.05	197.52	136.53	100.89	89.31	82.42	76.27	71.19
G 42.0	316.95	315.85	312.43	302.55	285.12	251.25	198.71	136.09	99.69	87.93	80.65	73.93	68.96
G 43.0	318.91	319.32	316.36	306.96	288.92	254.54	199.93	135.32	98.61	86.52	78.66	71.59	66.96
G 44.0	321.24	322.94	320.44	311.16	293.39	257.71	201.64	134.73	97.46	84.99	76.44	69.28	65.26
G 45.0	324.09	326.70	324.92	315.96	297.76	261.41	203.08	133.96	96.28	83.37	74.05	67.14	63.57
G 46.0	327.39	330.92	329.34	320.66	302.54	264.81	204.68	133.31	95.00	81.57	71.62	65.23	61.89
G 47.0	330.90	335.47	334.16	325.76	307.17	268.59	206.53	132.89	93.70	79.55	69.26	63.29	60.59
G 48.0	335.05	340.17	339.49	330.89	312.28	272.79	208.29	132.13	92.13	77.37	67.00	61.40	59.26
G 49.0	339.34	345.77	345.26	336.78	317.77	277.01	210.33	131.61	90.74	75.11	64.96	59.60	57.66
G 50.0	344.10	351.87	351.29	342.86	323.50	281.91	212.45	130.85	89.16	72.69	62.97	57.97	56.04
G 51.0	349.02	358.23	357.80	349.24	329.84	286.64	214.76	130.37	87.49	70.16	60.87	56.36	54.77
G 52.0	353.65	365.42	364.76	355.96	336.31	292.08	217.54	129.69	85.73	67.76	58.62	55.05	53.65
G 53.0	358.56	372.98	372.18	363.74	343.82	297.58	220.18	129.22	83.60	65.40	56.56	53.76	52.42
G 54.0	363.38	381.23	381.09	371.69	351.17	303.64	223.21	128.55	81.22	63.14	54.75	52.46	51.07
G 55.0	367.92	390.33	390.60	380.08	359.68	310.22	226.28	128.20	78.79	60.72	53.17	51.08	49.86
G 56.0	371.83	400.13	401.36	389.70	368.75	317.39	229.66	127.72	76.03	58.23	51.83	49.64	48.75
G 57.0	375.34	410.10	413.44	400.44	378.51	325.29	233.63	127.24	73.19	55.93	50.60	48.34	47.64
G 58.0	377.94	420.90	425.69	411.70	389.25	333.66	237.89	126.65	70.48	53.92	49.42	47.12	46.54
G 59.0	379.12	432.06	440.26	424.63	401.51	343.06	242.37	125.65	67.77	52.36	48.21	45.84	45.41
G 60.0	378.37	442.88	456.03	439.15	414.60	353.24	246.90	124.78	65.21	51.03	47.12	44.60	44.36
G 61.0	376.51	453.03	474.91	455.28	428.62	364.01	251.89	123.24	62.46	49.84	45.91	43.43	43.31
G 62.0	374.40	461.02	495.19	473.88	444.84	375.38	256.37	121.16	59.56	48.62	44.84	42.34	42.31
G 63.0	376.03	465.26	516.77	493.98	461.27	387.89	260.81	118.50	56.96	47.42	43.78	41.32	41.35
G 64.0	378.61	465.54	538.19	518.13	479.64	400.82	264.93	115.32	54.65	46.21	42.71	40.37	40.32
G 65.0	368.67	469.90	555.24	545.37	499.63	414.06	267.59	111.37	52.83	44.96	41.64	39.52	39.40
G 66.0	343.95	480.91	561.84	575.79	520.36	427.11	269.08	105.98	51.18	43.69			

# Luminaria

Código COM2-40W3M2-30K7-ffff-gghhh-i\_jj-kk

Nombre Coanda Series Mini S2 - 40W 30K70 T3M2

# Ensayo

Código Coanda Series Mini S2 40W COM2-40W3M2-30K7-ffff-gghhh-i\_jj-kk 30K70 T3M2

Nombre Coanda Series Mini S2 - 40W 30K70 T3M2

Flujo Luminaria	5400.00 lm	Potencia luminaria	40.00 W	Eficiencia	135.00 lm/W	Rendimiento	100.00%
Flujo de Lámpara	5400.00 lm	Valor Máximo	620.97 cd/klm	Posición	C=20.00 G=69.00	CG	Asimétrico

Tabla de Intensidad Luminosa cd/klm Tabla 3/6

	C 260.00	C 270.00	C 280.00	C 290.00	C 300.00	C 310.00	C 320.00	C 330.00	C 340.00	C 350.00
G 0.0	201.42	202.21	201.42	202.01	201.24	201.61	201.10	201.58	201.49	201.69
G 1.0	195.91	196.57	195.91	196.70	196.29	197.51	197.71	199.06	199.64	200.77
G 2.0	189.99	190.76	189.99	191.30	191.34	193.03	193.98	196.11	197.90	200.04
G 3.0	184.07	184.76	184.07	185.59	186.04	188.56	190.24	193.37	196.04	199.15
G 4.0	177.91	178.40	177.91	179.66	180.61	183.77	186.56	190.44	194.13	198.41
G 5.0	171.52	172.00	171.52	173.59	175.30	179.15	182.62	187.73	192.34	197.56
G 6.0	165.06	165.55	165.06	167.56	169.65	174.49	178.77	184.84	190.47	196.79
G 7.0	158.54	158.89	158.54	161.37	164.08	169.56	174.73	181.68	188.60	196.13
G 8.0	152.14	152.22	152.14	155.11	158.22	164.67	170.77	178.96	186.99	195.33
G 9.0	145.81	145.56	145.81	148.84	152.75	159.52	166.74	175.87	184.97	194.77
G 10.0	139.71	139.39	139.71	142.89	147.05	154.48	162.60	172.89	183.27	194.06
G 11.0	133.96	133.83	133.96	137.39	141.69	149.36	158.33	170.01	181.47	193.65
G 12.0	129.26	129.04	129.26	132.38	136.62	144.53	154.20	166.77	179.54	192.99
G 13.0	125.18	124.75	125.18	127.90	132.16	139.94	149.98	163.65	177.88	192.41
G 14.0	121.55	121.08	121.55	124.02	127.97	135.44	146.11	160.58	176.08	191.91
G 15.0	118.27	117.87	118.27	120.65	124.41	131.48	142.12	157.24	174.02	191.51
G 16.0	115.29	115.00	115.29	117.66	121.16	127.86	138.32	154.01	172.16	191.10
G 17.0	112.85	112.43	112.85	114.91	118.08	124.43	134.60	150.84	170.20	190.60
G 18.0	110.40	110.10	110.40	112.42	115.53	121.47	131.29	147.71	168.31	190.07
G 19.0	108.28	107.90	108.28	110.07	113.19	118.82	128.14	144.60	166.31	189.63
G 20.0	106.08	105.84	106.08	107.87	110.84	116.30	125.18	141.57	164.57	189.32
G 21.0	104.24	103.94	104.24	105.85	108.61	113.88	122.44	138.78	162.49	189.05
G 22.0	102.39	102.13	102.39	103.91	106.53	111.50	119.94	135.91	160.80	188.89
G 23.0	100.66	100.37	100.66	102.06	104.66	109.44	117.69	133.32	159.19	188.75
G 24.0	98.87	98.69	98.87	100.29	102.83	107.56	115.46	130.89	157.39	188.82
G 25.0	97.31	97.07	97.31	98.56	101.10	105.61	113.32	128.20	155.51	188.70
G 26.0	95.77	95.44	95.77	97.00	99.41	103.78	111.24	125.71	153.58	188.47
G 27.0	94.16	93.90	94.16	95.40	97.72	102.01	109.26	123.29	151.80	188.45
G 28.0	92.62	92.34	92.62	93.92	96.21	100.38	107.45	121.16	150.26	188.46
G 29.0	91.12	90.76	91.12	92.36	94.63	98.79	105.69	119.19	148.65	188.74
G 30.0	89.46	89.10	89.46	90.85	93.22	97.21	104.08	117.13	147.20	188.81
G 31.0	87.66	87.37	87.66	89.31	91.74	95.67	102.36	115.25	145.84	188.92
G 32.0	86.02	85.59	86.02	87.63	90.35	94.29	100.91	113.54	144.40	189.52
G 33.0	84.12	83.64	84.12	86.11	89.06	93.08	99.43	111.85	143.24	190.02
G 34.0	82.22	81.74	82.22	84.46	87.67	91.82	98.04	110.24	142.17	190.63
G 35.0	80.22	79.67	80.22	82.92	86.21	90.55	96.63	108.67	141.16	191.23
G 36.0	78.22	77.47	78.22	81.39	84.96	89.37	95.45	107.32	140.26	191.95
G 37.0	76.04	75.15	76.04	79.61	83.56	88.05	94.25	105.86	139.44	192.94
G 38.0	73.80	72.71	73.80	77.67	82.03	86.81	93.11	104.50	138.64	193.82
G 39.0	71.42	70.24	71.42	75.60	80.24	85.45	91.83	103.32	137.89	194.94
G 40.0	69.12	67.88	69.12	73.40	78.32	84.04	90.55	102.11	137.02	196.07
G 41.0	66.97	65.85	66.97	71.19	76.27	82.42	89.31	100.89	136.53	197.52
G 42.0	65.22	64.19	65.22	68.96	73.93	80.65	87.93	99.69	136.09	198.71
G 43.0	63.74	62.91	63.74	66.96	71.59	78.66	86.52	98.61	135.32	199.93
G 44.0	62.50	61.86	62.50	65.26	69.28	76.44	84.99	97.46	134.73	201.64
G 45.0	61.45	61.16	61.45	63.57	67.14	74.05	83.37	96.28	133.96	203.08
G 46.0	60.17	59.56	60.17	61.89	65.23	71.62	81.57	95.00	133.31	204.68
G 47.0	58.64	57.69	58.64	60.59	63.29	69.26	79.55	93.70	132.89	206.53
G 48.0	56.80	56.29	56.80	59.26	61.40	67.00	77.37	92.13	132.13	208.29
G 49.0	55.40	55.04	55.40	57.66	59.60	64.96	75.11	90.74	131.61	210.33
G 50.0	54.16	53.89	54.16	56.04	57.97	62.97	72.69	89.16	130.85	212.45
G 51.0	53.04	52.86	53.04	54.77	56.36	60.87	70.16	87.49	130.37	214.76
G 52.0	51.94	51.84	51.94	53.65	55.05	58.62	67.76	85.73	129.69	217.54
G 53.0	50.85	50.78	50.85	52.42	53.76	56.56	65.40	83.60	129.22	220.18
G 54.0	49.77	49.65	49.77	51.07	52.46	54.75	63.14	81.22	128.55	223.21
G 55.0	48.72	48.52	48.72	49.86	51.08	53.17	60.72	78.79	128.20	226.28
G 56.0	47.68	47.32	47.68	48.75	49.64	51.83	58.23	76.03	127.72	229.66
G 57.0	46.61	46.16	46.61	47.64	48.34	50.60	55.93	73.19	127.24	233.63
G 58.0	45.49	45.00	45.49	46.54	47.12	49.42	53.92	70.48	126.65	237.89
G 59.0	44.43	43.85	44.43	45.41	45.84	48.21	52.36	67.77	125.65	242.37
G 60.0	43.45	42.80	43.45	44.36	44.60	47.12	51.03	65.21	124.78	246.90
G 61.0	42.57	41.94	42.57	43.31	43.43	45.91	49.84	62.46	123.24	251.89
G 62.0	41.73	41.12	41.73	42.31	42.34	44.84	48.62	59.56	121.16	256.37
G 63.0	41.05	40.43	41.05	41.35	41.32	43.78	47.42	56.96	118.50	260.81
G 64.0	40.35	39.80	40.35	40.32	40.37	42.71	46.21	54.65	115.32	264.93
G 65.0	39.68	39.11	39.68	39.40	39.52	41.64	44.96	52.83	111.37	267.59
G 66.0	38.85	38.41	38.85	38.51	38.80	40.61	43.69	51.18	105.98	269.08
G 67.0	38.00	37.57	38.00	37.57	37.84	39.63	42.46	49.68	99.21	268.29
G 68.0	36.76	36.37	36.76	36.52	36.95	38.64	41.12	48.12	90.27	264.56
G 69.0	35.10	34.74	35.10	35.28	35.97	37.61	39.74	46.45	80.89	257.57
G 70.0	30.84	30.40	30.84	33.56	34.79	36.49	38.36	44.68	72.19	244.78
G 71.0	25.44	24.85	25.44	30.94	33.21	35.13	36.85	42.67	65.23	225.01
G 72.0	20.92	20.31	20.92	26.94	31.32	33.46	35.24	40.54	58.37	198.76

**Luminaria**

Código COM2-40W3M2-30K7-ffff-gghhh-i\_jj-kk

Nombre Coanda Series Mini S2 - 40W 30K70 T3M2

**Ensayo**

Código Coanda Series Mini S2 40W COM2-40W3M2-30K7-ffff-gghhh-i\_jj-kk 30K70 T3M2

Nombre Coanda Series Mini S2 - 40W 30K70 T3M2

Flujo Luminaria	5400.00 lm	Potencia luminaria	40.00 W	Eficiencia	135.00 lm/W	Rendimiento	100.00%
Flujo de Lámpara	5400.00 lm	Valor Máximo	620.97 cd/klm	Posición	C=20.00 G=69.00	CG	Asimétrico

**Tabla de Intensidad Luminosa cd/klm Tabla 4/6**

	C 0.00	C 10.00	C 20.00	C 30.00	C 40.00	C 50.00	C 60.00	C 70.00	C 80.00	C 90.00	C 100.00	C 110.00	C 120.00
G 73.0	352.51	500.00	573.12	465.04	279.54	79.96	24.15	19.74	19.89	19.85	19.89	19.74	24.15
G 74.0	322.10	460.35	510.97	417.50	230.91	61.15	22.38	18.27	18.36	18.72	18.36	18.27	22.38
G 75.0	290.38	411.10	439.27	368.11	190.53	45.48	20.68	16.80	16.77	17.52	16.77	16.80	20.68
G 76.0	258.77	357.17	374.98	318.18	150.26	29.85	19.04	15.30	15.13	16.31	15.13	15.30	19.04
G 77.0	226.50	304.85	318.26	270.88	112.55	23.31	17.40	13.83	13.52	14.77	13.52	13.83	17.40
G 78.0	193.51	257.25	270.18	223.07	87.31	20.17	15.73	12.38	12.07	13.26	12.07	12.38	15.73
G 79.0	159.19	213.53	229.43	178.85	64.43	18.35	14.10	11.00	10.74	11.74	10.74	11.00	14.10
G 80.0	126.14	174.16	191.18	142.50	49.52	16.60	12.47	9.74	9.52	10.29	9.52	9.74	12.47
G 81.0	96.12	139.39	158.86	110.91	37.98	14.84	10.75	8.45	8.38	8.82	8.38	8.45	10.75
G 82.0	70.59	109.82	130.60	87.05	29.16	13.02	9.19	7.28	7.37	7.56	7.37	7.28	9.19
G 83.0	51.72	82.72	106.71	68.43	22.34	11.26	7.69	6.41	6.45	6.54	6.45	6.41	7.69
G 84.0	35.12	61.95	84.18	53.94	17.41	9.62	6.54	5.54	5.63	5.69	5.63	5.54	6.54
G 85.0	23.89	46.59	65.99	42.39	13.89	8.07	5.52	4.89	4.97	4.95	4.97	4.89	5.52
G 86.0	16.53	32.63	50.63	33.35	11.16	6.86	4.80	4.35	4.38	4.28	4.38	4.35	4.80
G 87.0	11.65	21.43	36.67	25.87	8.92	5.73	4.14	3.76	3.66	3.49	3.66	3.76	4.14
G 88.0	7.64	13.19	24.50	19.04	6.94	4.51	3.04	2.57	2.42	2.26	2.42	2.57	3.04
G 89.0	5.27	7.43	14.71	14.16	4.75	3.04	2.01	1.77	1.70	1.67	1.70	1.77	2.01
G 90.0	3.32	4.41	6.70	8.95	3.09	2.12	1.41	1.25	1.22	1.21	1.22	1.25	1.41

**Luminaria**

Código COM2-40W3M2-30K7-ffff-gghhh-i\_jj-kk

Nombre Coanda Series Mini S2 - 40W 30K70 T3M2

**Ensayo**

Código Coanda Series Mini S2 40W COM2-40W3M2-30K7-ffff-gghhh-i\_jj-kk 30K70 T3M2

Nombre Coanda Series Mini S2 - 40W 30K70 T3M2

Flujo Luminaria	5400.00 lm	Potencia luminaria	40.00 W	Eficiencia	135.00 lm/W	Rendimiento	100.00%
Flujo de Lámpara	5400.00 lm	Valor Máximo	620.97 cd/klm	Posición	C=20.00 G=69.00	CG	Asimétrico

**Tabla de Intensidad Luminosa cd/klm Tabla 5/6**

	C 130.00	C 140.00	C 150.00	C 160.00	C 170.00	C 180.00	C 190.00	C 200.00	C 210.00	C 220.00	C 230.00	C 240.00	C 250.00
G 73.0	79.96	279.54	465.04	573.12	500.00	352.51	169.60	53.05	38.25	33.35	31.57	29.03	22.74
G 74.0	61.15	230.91	417.50	510.97	460.35	322.10	140.58	48.20	35.89	31.17	29.23	26.29	19.59
G 75.0	45.48	190.53	368.11	439.27	411.10	290.38	111.38	43.59	33.46	28.63	26.06	22.93	16.94
G 76.0	29.85	150.26	318.18	374.98	357.17	258.77	88.34	39.17	30.89	25.46	22.21	19.44	14.85
G 77.0	23.31	112.55	270.88	318.26	304.85	226.50	70.12	34.84	28.25	21.89	18.74	16.10	12.52
G 78.0	20.17	87.31	223.07	270.18	257.25	193.51	55.49	30.44	25.52	18.58	16.09	12.86	10.56
G 79.0	18.35	64.43	178.85	229.43	213.53	159.19	44.19	26.36	22.61	15.55	13.27	10.60	8.92
G 80.0	16.60	49.52	142.50	191.18	174.16	126.14	35.67	22.59	18.94	13.20	10.89	8.76	7.29
G 81.0	14.84	37.98	110.91	158.86	139.39	96.12	28.93	19.33	15.28	10.95	8.94	7.16	6.06
G 82.0	13.02	29.16	87.05	130.60	109.82	70.59	23.50	16.08	12.55	9.40	7.15	5.76	5.12
G 83.0	11.26	22.34	68.43	106.71	82.72	51.72	18.68	12.96	10.26	7.70	6.04	4.97	4.47
G 84.0	9.62	17.41	53.94	84.18	61.95	35.12	14.46	10.34	8.02	6.53	5.12	4.28	3.86
G 85.0	8.07	13.89	42.39	65.99	46.59	23.89	11.06	7.96	6.51	5.47	4.39	3.66	3.31
G 86.0	6.86	11.16	33.35	50.63	32.63	16.53	8.06	6.30	5.23	4.51	3.69	3.13	2.78
G 87.0	5.73	8.92	25.87	36.67	21.43	11.65	5.85	4.84	4.12	3.58	3.06	2.53	2.31
G 88.0	4.51	6.94	19.04	24.50	13.19	7.64	4.27	3.62	3.08	2.79	2.48	2.07	1.86
G 89.0	3.04	4.75	14.16	14.71	7.43	5.27	3.02	2.82	2.54	2.44	2.08	1.74	1.52
G 90.0	2.12	3.09	8.95	6.70	4.41	3.32	2.41	2.25	2.11	1.81	1.58	1.31	1.07

**Luminaria**

Código COM2-40W3M2-30K7-ffff-gghhh-i\_jj-kk  
 Nombre Coanda Series Mini S2 - 40W 30K70 T3M2

**Ensayo**

Código Coanda Series Mini S2 40W COM2-40W3M2-30K7-ffff-gghhh-i\_jj-kk 30K70 T3M2  
 Nombre Coanda Series Mini S2 - 40W 30K70 T3M2

Flujo Luminaria	5400.00 lm	Potencia luminaria	40.00 W	Eficiencia	135.00 lm/W	Rendimiento	100.00%
Flujo de Lámpara	5400.00 lm	Valor Máximo	620.97 cd/klm	Posición	C=20.00 G=69.00	CG	Asimétrico

**Tabla de Intensidad Luminosa cd/klm Tabla 6/6**

	C 260.00	C 270.00	C 280.00	C 290.00	C 300.00	C 310.00	C 320.00	C 330.00	C 340.00	C 350.00
G 73.0	18.94	18.37	18.94	22.74	29.03	31.57	33.35	38.25	53.05	169.60
G 74.0	17.15	16.60	17.15	19.59	26.29	29.23	31.17	35.89	48.20	140.58
G 75.0	15.34	14.93	15.34	16.94	22.93	26.06	28.63	33.46	43.59	111.38
G 76.0	13.56	13.26	13.56	14.85	19.44	22.21	25.46	30.89	39.17	88.34
G 77.0	11.40	11.37	11.40	12.52	16.10	18.74	21.89	28.25	34.84	70.12
G 78.0	9.49	8.97	9.49	10.56	12.86	16.09	18.58	25.52	30.44	55.49
G 79.0	7.75	7.49	7.75	8.92	10.60	13.27	15.55	22.61	26.36	44.19
G 80.0	6.56	6.34	6.56	7.29	8.76	10.89	13.20	18.94	22.59	35.67
G 81.0	5.59	5.39	5.59	6.06	7.16	8.94	10.95	15.28	19.33	28.93
G 82.0	4.79	4.59	4.79	5.12	5.76	7.15	9.40	12.55	16.08	23.50
G 83.0	4.15	4.09	4.15	4.47	4.97	6.04	7.70	10.26	12.96	18.68
G 84.0	3.70	3.70	3.70	3.86	4.28	5.12	6.53	8.02	10.34	14.46
G 85.0	3.31	3.24	3.31	3.31	3.66	4.39	5.47	6.51	7.96	11.06
G 86.0	2.89	2.81	2.89	2.78	3.13	3.69	4.51	5.23	6.30	8.06
G 87.0	2.43	2.41	2.43	2.31	2.53	3.06	3.58	4.12	4.84	5.85
G 88.0	2.00	1.96	2.00	1.86	2.07	2.48	2.79	3.08	3.62	4.27
G 89.0	1.60	1.57	1.60	1.52	1.74	2.08	2.44	2.54	2.82	3.02
G 90.0	1.05	1.00	1.05	1.07	1.31	1.58	1.81	2.11	2.25	2.41

# Luminaria

Código COM2-40W3M2-30K7-ffff-gghhh-i\_jj-kk  
Nombre Coanda Series Mini S2 - 40W 30K70 T3M2

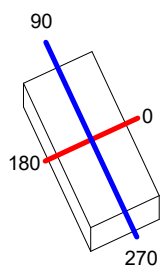
# Ensayo

Código Coanda Series Mini S2 40W COM2-40W3M2-30K7-ffff-gghhh-i\_jj-kk 30K70 T3M2  
Nombre Coanda Series Mini S2 - 40W 30K70 T3M2

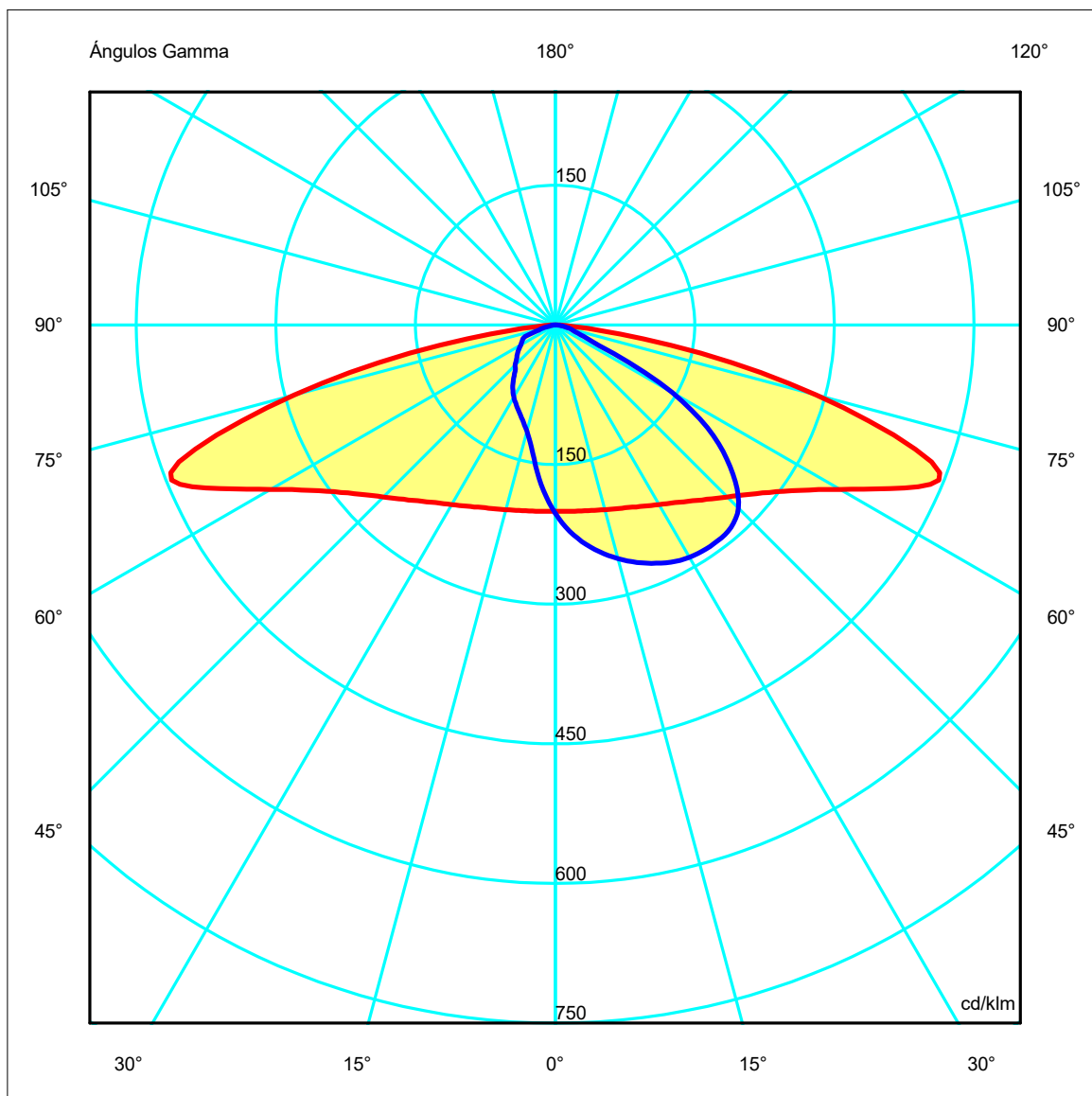
Flujo Luminaria	5400.00 lm	Potencia luminaria	40.00 W	Eficiencia	135.00 lm/W	Rendimiento	100.00%
Flujo de Lámpara	5400.00 lm	Valor Máximo	620.97 cd/klm	Posición	C=20.00 G=69.00	CG	Asimétrico

590mm x 280mm

Semiplanos C



180.0 ————— 0.0  
270.0 ————— 90.0





# Luminaria

Código COM2-40W3M2-30K7-ffff-gghhh-i\_jj-kk  
Nombre Coanda Series Mini S2 - 40W 30K70 T3M2

## Ensayo

Código Coanda Series Mini S2 40W COM2-40W3M2-30K7-ffff-gghhh-i\_jj-kk 30K70 T3M2  
Nombre Coanda Series Mini S2 - 40W 30K70 T3M2

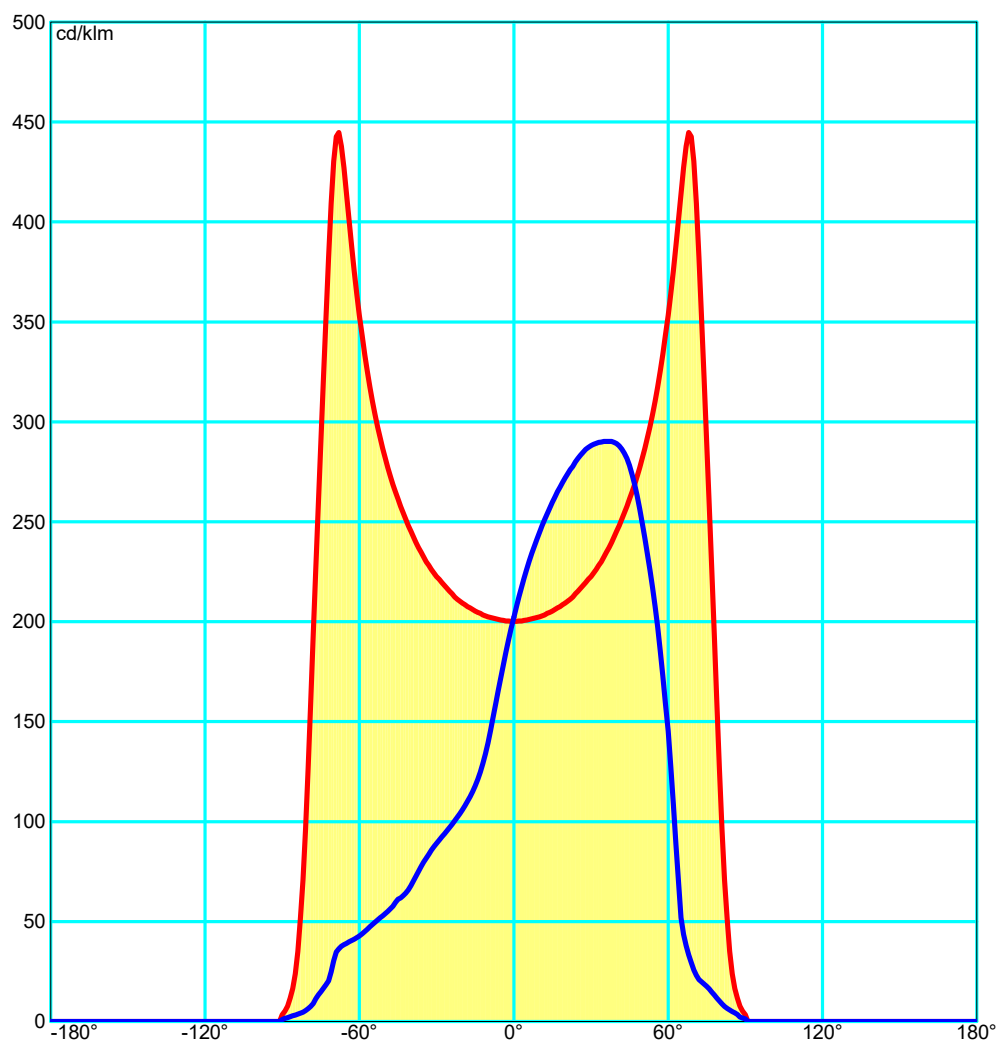
Flujo Luminaria	5400.00 lm	Potencia luminaria	40.00 W	Eficiencia	135.00 lm/W	Rendimiento	100.00%
Flujo de Lámpara	5400.00 lm	Valor Máximo	620.97 cd/klm	Posición	C=20.00 G=69.00	CG	Asimétrico

590mm x 280mm



Semiplanos C

180.0 — 0.0  
270.0 — 90.0



# Luminaria

Código COM2-40W3M2-30K7-ffff-gghhh-i\_jj-kk  
Nombre Coanda Series Mini S2 - 40W 30K70 T3M2

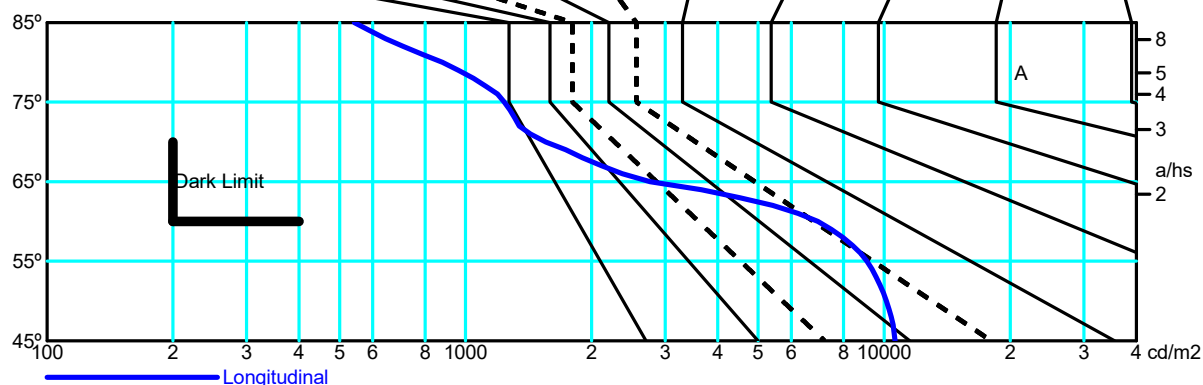
## Ensayo

Código Coanda Series Mini S2 40W COM2-40W3M2-30K7-ffff-gghhh-i\_jj-kk 30K70 T3M2  
Nombre Coanda Series Mini S2 - 40W 30K70 T3M2

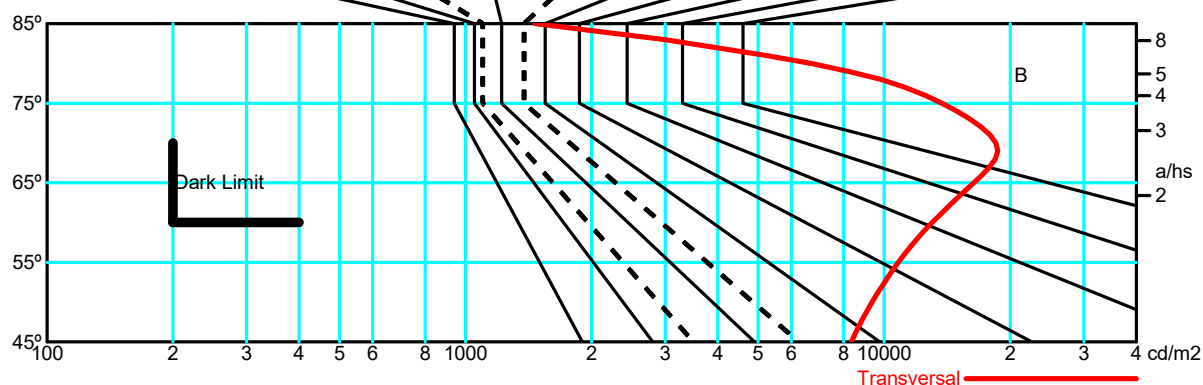
Flujo Luminaria	5400.00 lm	Potencia luminaria	40.00 W	Eficiencia	135.00 lm/W	Rendimiento	100.00%
Flujo de Lámpara	5400.00 lm	Valor Máximo	620.97 cd/klm	Posición	C=20.00 G=69.00	CG	Asimétrico

	0.0°	45°	50°	55°	60°	65°	70°	75°	80°	85°	
Luminancia Media [cd/m²]		8355	9358	10796	13023	16361	18471	13756	6723	1468	---
	90.0°	10611	10119	9090	6944	2758	1555	1236	880	543	---

Flujo montado o vista longitudinal												
Iluminancia (lx)												
A	A	2000	1000	750	500	<300						1.15
B	1		2000	1500	1000	750	<300					1.5
C					2000	1000	500	<300				1.85
D	2					2000	1000	500	<300			2.2
E	3						2000	1000	500	<300		2.55



Flujo montado o vista transversal												
Iluminancia (lx)												
A	A	2000	1000	750	500	<300						1.15
B	1		2000	1500	1000	750	500	<300				1.5
C					2000	1000	500	<300				1.85
D	2					2000	1000	500	<300			2.2
E	3						2000	1000	500	<300		2.55



**Luminaria**

Código COM2-40W3M2-30K7-ffff-gghhh-i\_jj-kk  
Nombre Coanda Series Mini S2 - 40W 30K70 T3M2

**Ensayo**

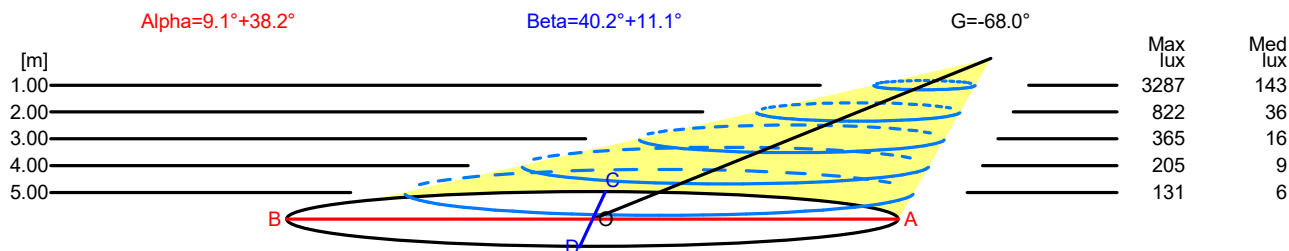
Código Coanda Series Mini S2 40W COM2-40W3M2-30K7-ffff-gghhh-i\_jj-kk 30K70 T3M2  
Nombre Coanda Series Mini S2 - 40W 30K70 T3M2

Flujo Luminaria	5400.00 lm	Potencia luminaria	40.00 W	Eficiencia	135.00 lm/W	Rendimiento	100.00%
Flujo de Lámpara	5400.00 lm	Valor Máximo	620.97 cd/klm	Posición	C=20.00 G=69.00	CG	Asimétrico

**Apertura a 50.00 % de Max Intensidad**

H[m]	1.00	2.00	3.00	4.00	5.00	H[m]	1.00	2.00	3.00	4.00	5.00
OA	1.90	3.81	5.71	7.61	9.51	OC	2.26	4.51	6.77	9.03	11.28
OB	1.90	3.80	5.70	7.60	9.50	OD	0.52	1.04	1.57	2.09	2.61

	0	5	15	25	35	45	55	65	75	85
OA	1081.36	1084.45	1108.64	1162.03	1254.78	1411.62	1675.18	2235.90	1568.06	128.99
OB	1081.36	1084.45	1108.64	1162.03	1254.78	1411.62	1675.18	2235.90	1568.06	128.99
OC	1091.94	1222.16	1402.34	1521.52	1566.94	1502.10	1121.95	280.05	94.62	26.75
OD	1091.94	928.82	636.51	524.18	430.22	330.24	262.02	211.20	80.62	17.49



H[m]	D[m]	Max lux	Med lux	Alpha=9.1°+38.2°	G=-68.0
1.00	3.80	3287	143		
2.00	7.61	822	36		
3.00	11.41	365	16		
4.00	15.21	205	9		
5.00	19.01	131	6		

H[m]	D[m]	Max lux	Med lux	Beta=11.1°+40.2°	G=0.0
1.00	2.78	3287	143		
2.00	5.56	822	36		
3.00	8.34	365	16		
4.00	11.11	205	9		
5.00	13.89	131	6		

# Luminaria

Código COM2-40W3M2-30K7-ffff-gghhh-i\_jj-kk  
Nombre Coanda Series Mini S2 - 40W 30K70 T3M2

# Ensayo

Código Coanda Series Mini S2 40W COM2-40W3M2-30K7-ffff-gghhh-i\_jj-kk 30K70 T3M2  
Nombre Coanda Series Mini S2 - 40W 30K70 T3M2

Flujo Luminaria	5400.00 lm	Potencia luminaria	40.00 W	Eficiencia	135.00 lm/W	Rendimiento	100.00%
Flujo de Lámpara	5400.00 lm	Valor Máximo	620.97 cd/klm	Posición	C=20.00 G=69.00	CG	Asimétrico

Flujo Total=5400.00 Flujo Luminaria=5400.00

RI	0.60	0.80	1.00	1.25	1.50	2.00	2.50	3.00	4.00	5.00	10.00	20.00
DRR	0.20	0.27	0.34	0.42	0.48	0.58	0.65	0.71	0.78	0.82	0.92	0.97
RC	8	8	7	7	7	7	7	7	6	6	5	4

Flujo Zonal por 1000 Lúmenes

Y°	10	20	30	40	50	60	70	80	90	100	110	120	130	140	150	160	170	180
ZF(Y)	19	74	166	292	452	643	855	980	1000	1000	1000	1000	1000	1000	1000	1000	1000	1000

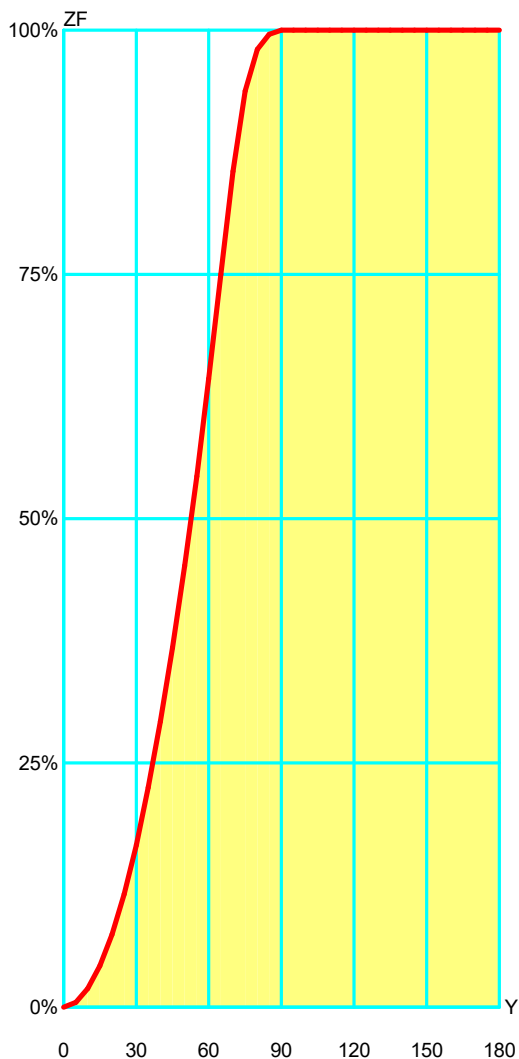
Códigos de Flujo C.I.E.

31 64 94 100 100

C.I.E.  
D DIN 5040  
F UTE  
B NBN  
RN  
BLF

8/8/7/7/7/7/7/6/6/5/4  
A20  
1.00 l  
BZ 7 / 0.8 / BZ 6 / 3 / BZ 5  
0.00000 %  
1.0

LOR 99.99999 %  
ULOR 0.00000 %  
DLOR 99.99999 %  
UFF 0.00000 %  
DFF 100.00000 %  
FFR 0.00000 %



Flujo Zonal				
Gamma °	Flujo	Suma lm	Flujo [%]	Suma [%]
0°	0.00	0.00	0.00 %	0.00 %
5°	4.80	4.80	0.48 %	0.48 %
10°	14.22	19.02	1.42 %	1.90 %
15°	23.26	42.28	2.33 %	4.23 %
20°	32.20	74.48	3.22 %	7.45 %
25°	41.18	115.66	4.12 %	11.57 %
30°	50.12	165.77	5.01 %	16.58 %
35°	58.88	224.66	5.89 %	22.47 %
40°	67.45	292.10	6.74 %	29.21 %
45°	75.75	367.85	7.57 %	36.78 %
50°	83.79	451.64	8.38 %	45.16 %
55°	91.64	543.28	9.16 %	54.33 %
60°	99.73	643.02	9.97 %	64.30 %
65°	106.90	749.92	10.69 %	74.99 %
70°	105.46	855.38	10.55 %	85.54 %
75°	82.19	937.57	8.22 %	93.76 %
80°	42.54	980.11	4.25 %	98.01 %
85°	15.65	995.76	1.56 %	99.58 %
90°	4.24	1000.00	0.42 %	100.00 %
95°	0.00	1000.00	0.00 %	100.00 %
100°	0.00	1000.00	0.00 %	100.00 %
105°	0.00	1000.00	0.00 %	100.00 %
110°	0.00	1000.00	0.00 %	100.00 %
115°	0.00	1000.00	0.00 %	100.00 %
120°	0.00	1000.00	0.00 %	100.00 %
125°	0.00	1000.00	0.00 %	100.00 %
130°	0.00	1000.00	0.00 %	100.00 %
135°	0.00	1000.00	0.00 %	100.00 %
140°	0.00	1000.00	0.00 %	100.00 %
145°	0.00	1000.00	0.00 %	100.00 %
150°	0.00	1000.00	0.00 %	100.00 %
155°	0.00	1000.00	0.00 %	100.00 %
160°	0.00	1000.00	0.00 %	100.00 %
165°	0.00	1000.00	0.00 %	100.00 %
170°	0.00	1000.00	0.00 %	100.00 %
175°	0.00	1000.00	0.00 %	100.00 %
180°	0.00	1000.00	0.00 %	100.00 %

# Luminaria

Código COM2-40W3M2-30K7-ffff-gghhh-i\_jj-kk

Nombre Coanda Series Mini S2 - 40W 30K70 T3M2

# Ensayo

Código Coanda Series Mini S2 40W COM2-40W3M2-30K7-ffff-gghhh-i\_jj-kk 30K70 T3M2

Nombre Coanda Series Mini S2 - 40W 30K70 T3M2

Flujo Luminaria	5400.00 lm	Potencia luminaria	40.00 W	Eficiencia	135.00 lm/W	Rendimiento	100.00%
Flujo de Lámpara	5400.00 lm	Valor Máximo	620.97 cd/klm	Posición	C=20.00 G=69.00	CG	Asimétrico

## Utilización CIE

Montaje	Directo				Normalización				Normalizados				Raz. de Susp.				1/3				CIE Estándar							
Techo																												
K	8873	8773	8871	8771	7773	7771	7753	7553	7751	7551	7731	7331	7711	7111	5551	5531	5331	5511	5111	3331	3311	1111	0000					
0.60	232	208	191	173	198	165	116	98	96	82	50	38	17	11	77	41	36	14	11	34	12	10	0					
0.80	269	247	208	192	235	183	145	127	112	99	61	48	23	17	92	51	46	19	16	44	16	14	0					
1.00	294	273	213	199	260	191	169	150	121	108	69	57	28	22	102	58	54	24	21	51	21	19	0					
1.25	314	296	212	201	282	193	192	174	126	116	75	64	34	27	109	65	61	30	26	58	27	24	0					
1.50	328	311	207	198	297	190	210	193	129	119	80	70	40	33	113	71	66	35	31	63	32	29	0					
2.00	344	330	194	187	315	181	238	223	129	122	86	77	49	42	115	77	73	45	41	70	41	38	0					
2.50	353	342	182	177	326	172	258	244	127	121	89	82	56	50	115	82	78	52	48	75	48	45	0					
3.00	359	349	172	168	334	163	273	260	125	120	92	85	62	56	115	85	82	58	54	79	54	51	0					
4.00	366	359	158	155	343	151	294	283	122	118	95	90	71	65	113	89	86	67	63	83	63	59	0					
5.00	371	365	148	146	349	143	308	299	119	116	97	93	77	72	112	91	89	73	70	87	69	66	0					
10.00	380	377	127	126	362	124	340	335	112	111	101	99	91	88	108	97	96	87	85	94	84	81	0					
20.00	386	384	115	115	369	113	359	356	108	108	104	102	99	97	105	101	100	96	95	98	93	91	0					

## Pared

K	8873	8773	8871	8771	7773	7771	7753	7553	7751	7551	7731	7331	7711	7111	5551	5531	5331	5511	5111	3331	3311	1111	0000
0.60	516	503	465	456	496	450	391	383	364	357	305	300	262	260	354	301	299	261	260	298	260	260	240
0.80	592	579	522	513	569	506	463	453	422	416	362	357	317	315	411	357	355	315	314	353	314	313	290
1.00	646	633	559	551	621	543	518	507	464	457	405	399	359	356	451	398	396	357	355	394	355	354	328
1.25	695	682	589	581	667	573	569	558	500	494	444	438	399	396	486	437	434	396	394	431	394	392	363
1.50	728	717	607	601	699	592	607	596	526	520	473	467	430	426	511	465	462	426	424	458	423	420	389
2.00	765	755	620	615	735	606	654	644	551	546	505	499	466	461	536	495	493	461	458	488	457	453	418
2.50	784	775	621	617	753	608	682	672	561	557	521	516	486	481	546	511	509	480	478	503	475	471	433
3.00	792	784	617	614	761	605	698	689	564	561	529	524	497	493	550	519	517	491	488	510	485	480	440
4.00	800	794	607	605	768	596	717	709	564	562	536	532	510	505	550	525	523	502	500	516	496	490	446
5.00	800	795	596	594	768	586	726	718	560	557	536	532	514	510	546	525	523	505	503	515	498	491	446
10.00	764	761	534	533	732	526	709	704	513	511	500	498	488	485	500	489	488	478	477	478	469	460	410
20.00	679	678	436	435	647	429	636	633	423	422	417	416	411	410	410	405	405	400	399	394	390	380	327

## P.Trab.

K	8873	8773	8871	8771	7773	7771	7753	7553	7751	7551	7731	7331	7711	7111	5551	5531	5331	5511	5111	3331	3311	1111	0000
0.60	516	502	481	471	494	464	366	358	352	346	276	272	222	220	341	272	270	220	220	269	219	219	199
0.80	621	606	572	561	593	552	462	451	440	433	361	354	301	298	426	354	351	299	297	349	297	296	275
1.00	707	691	644	633	674	622	545	532	515	507	435	428	374	370	497	426	424	370	368	420	368	366	344
1.25	791	775	713	703	754	690	630	617	590	582	513	505	451	447	570	502	499	447	444	494	443	440	419
1.50	856	841	765	756	817	742	700	686	650	642	576	568	516	511	628	564	561	511	508	554	506	502	482
2.00	953	940	840	833	911	819	808	794	741	734	676	668	621	615	717	661	658	613	610	650	607	601	582
2.50	1000	1000	889	884	975	869	884	870	802	796	745	738	696	689	778	730	727	687	683	716	679	672	654
3.00	1000	1000	923	919	1000	904	940	927	846	841	796	789	752	745	822	779	777	741	737	765	732	723	707
4.00	1000	1000	966	963	1000	949	1000	1000	904	899	863	857	827	820	880	845	843	814	810	829	802	792	777
5.00	1000	1000	992	990	1000	976	1000	1000	939	936	906	900	875	869	915	887	885	861	857	870	847	836	822
10.00	1000	1000	1000	1000	1000	1000	1000	1000	1000	1000	996	993	980	976	990	976	974	962	960	957	945	930	918
20.00	1000	1000	1000	1000	1000	1000	1000	1000	1000	1000	1000	1000	1000	1000	1000	1000	1000	1000	1000	1000	996	978	967

LM53 SHR C0-C180: 1.849 SHR C90-C270: 1.965 SHR Superficial: 2.860

# Luminaria

Código COM2-40W3M2-30K7-ffff-gghhh-i\_jj-kk  
Nombre Coanda Series Mini S2 - 40W 30K70 T3M2

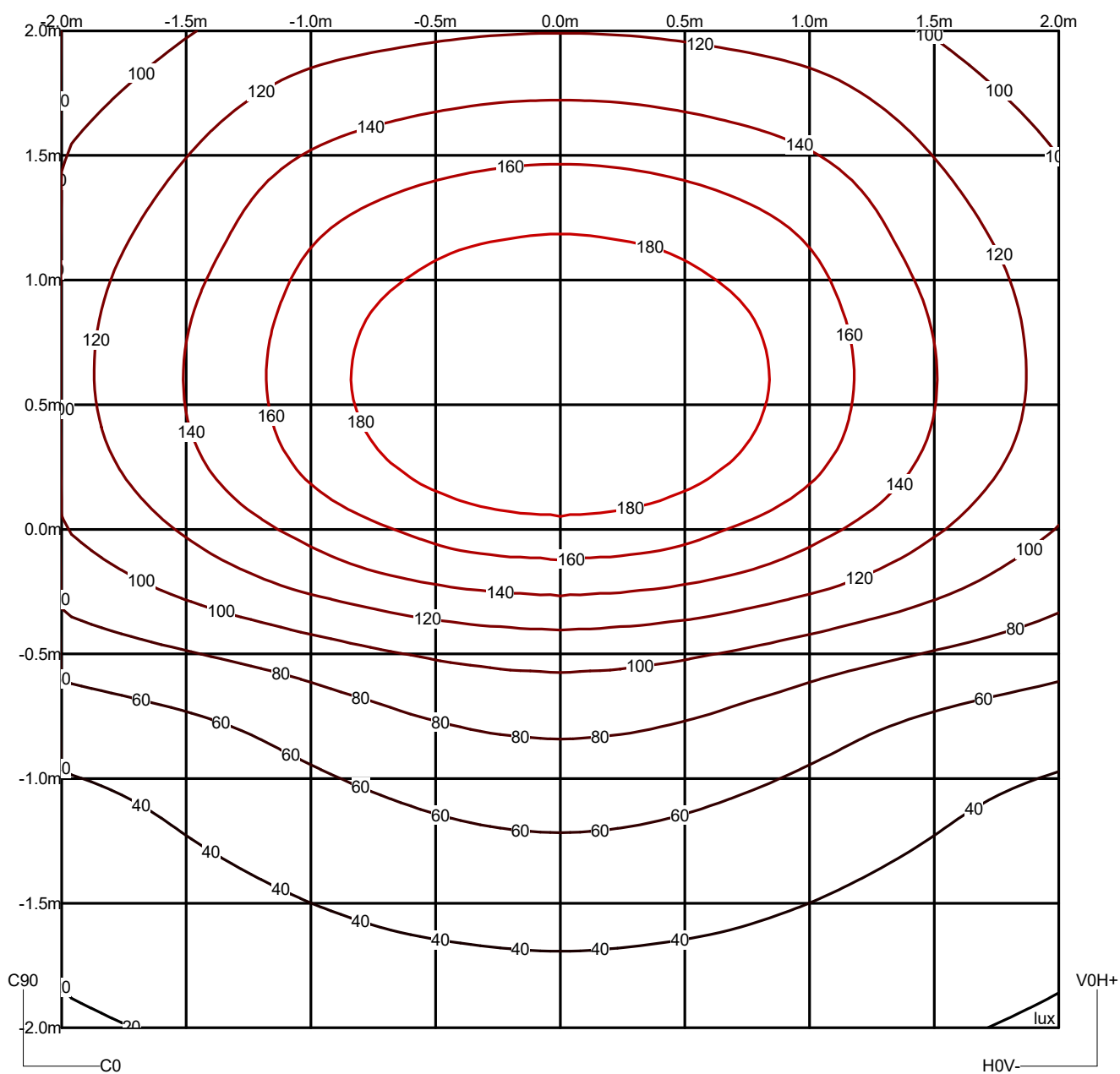
## Ensayo

Código Coanda Series Mini S2 40W COM2-40W3M2-30K7-ffff-gghhh-i\_jj-kk 30K70 T3M2  
Nombre Coanda Series Mini S2 - 40W 30K70 T3M2

Flujo Luminaria	5400.00 lm	Potencia luminaria	40.00 W	Eficiencia	135.00 lm/W	Rendimiento	100.00%
Flujo de Lámpara	5400.00 lm	Valor Máximo	620.97 cd/klm	Posición	C=20.00 G=69.00	CG	Asimétrico

Isolux (Suelo)

Posición Luminaria X=0.00m Y=0.00m Z=2.50m



# Luminaria

Código COM2-40W3M2-30K7-ffff-gghhh-i\_jj-kk  
Nombre Coanda Series Mini S2 - 40W 30K70 T3M2

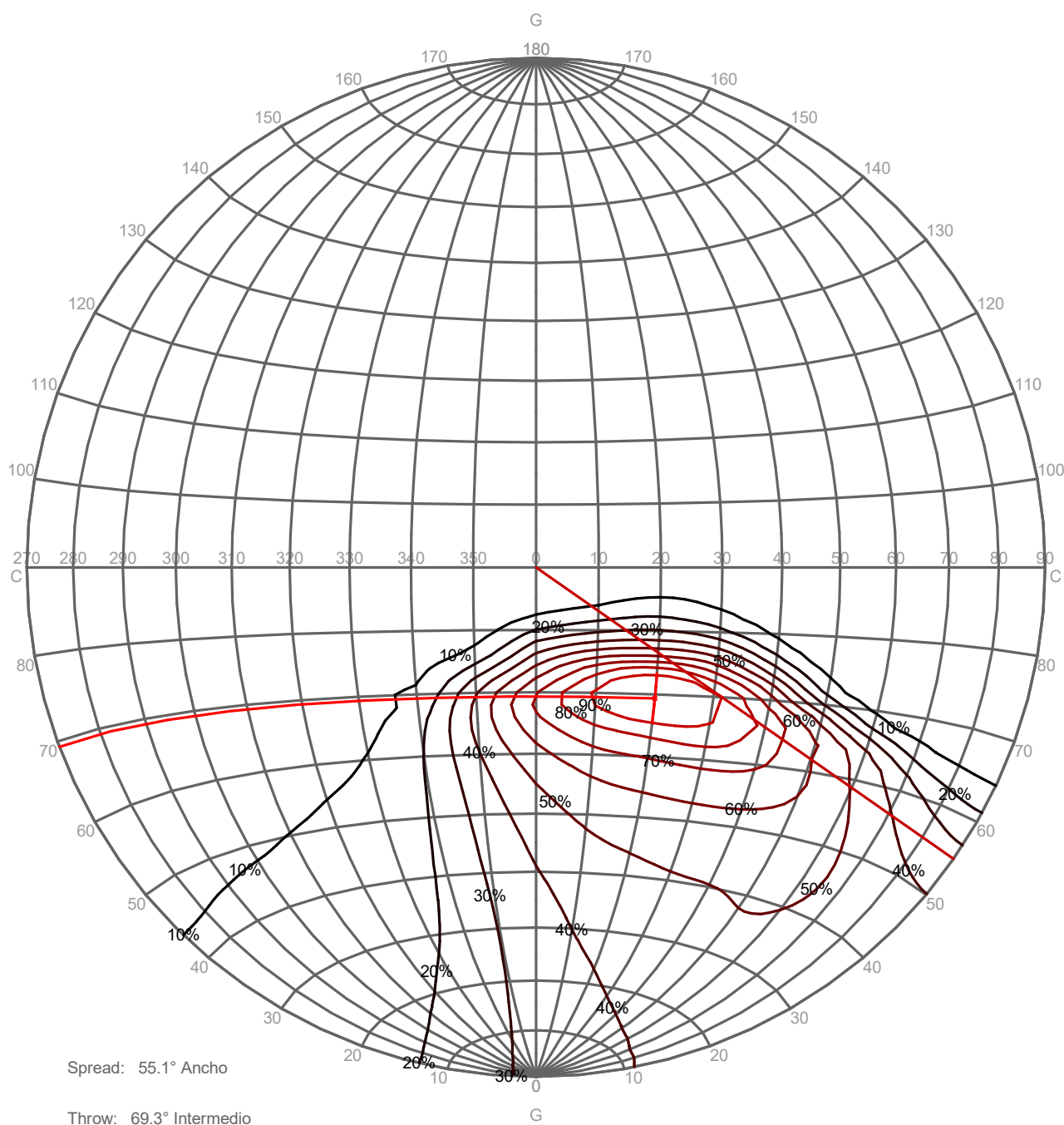
# Ensayo

Código Coanda Series Mini S2 40W COM2-40W3M2-30K7-ffff-gghhh-i\_jj-kk 30K70 T3M2  
Nombre Coanda Series Mini S2 - 40W 30K70 T3M2

Flujo Luminaria	5400.00 lm	Potencia luminaria	40.00 W	Eficiencia	135.00 lm/W	Rendimiento	100.00%
Flujo de Lámpara	5400.00 lm	Valor Máximo	620.97 cd/klm	Posición	C=20.00 G=69.00	CG	Asimétrico

## PORCENTAJE ISOCANDELAS

Proyección: Equivalente SLI (deslumbramiento) 4.6 Concentrado Ángulo de Inclinación:0°



# Luminaria

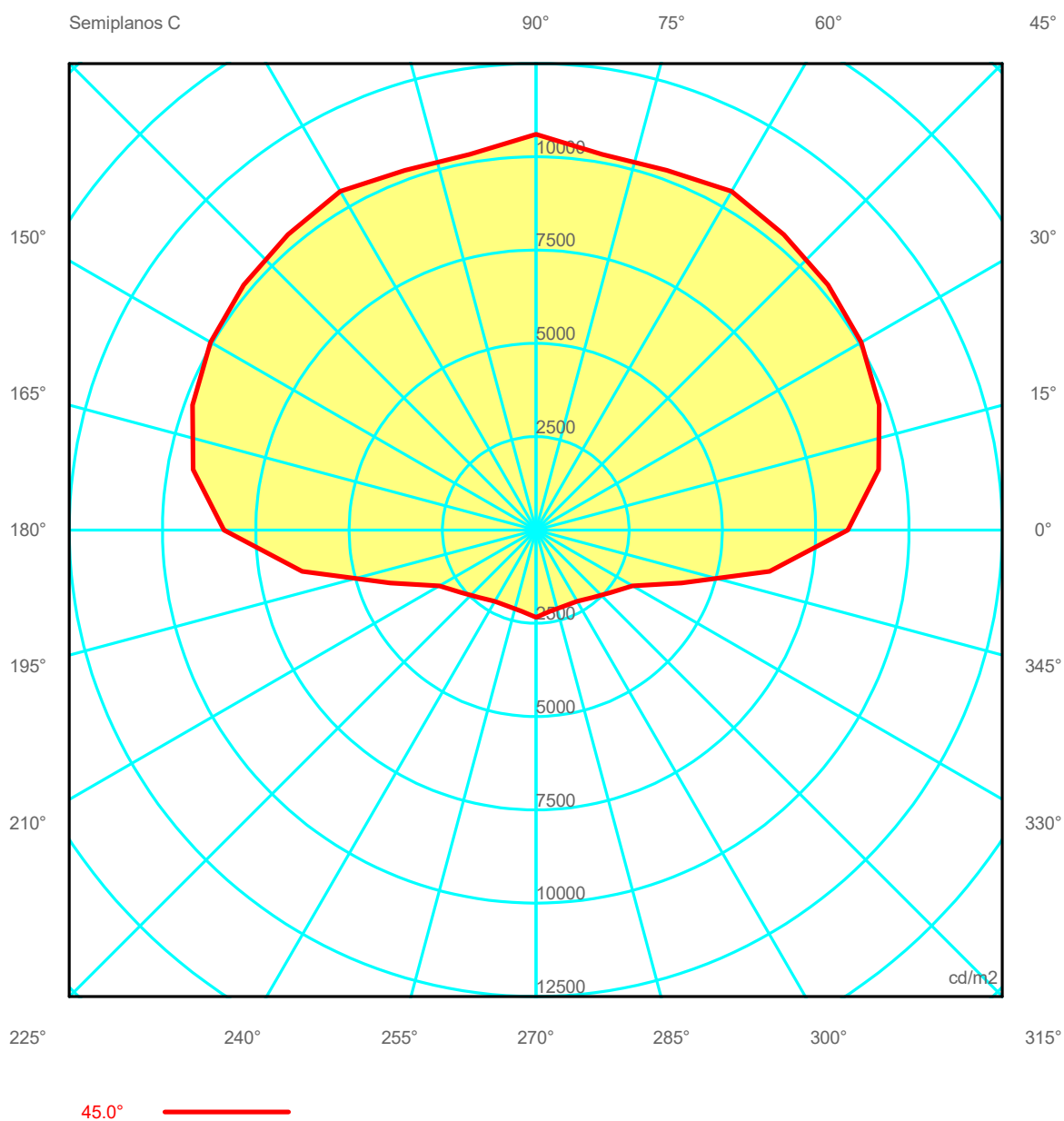
Código COM2-40W3M2-30K7-ffff-gghhh-i\_jj-kk  
Nombre Coanda Series Mini S2 - 40W 30K70 T3M2

# Ensayo

Código Coanda Series Mini S2 40W COM2-40W3M2-30K7-ffff-gghhh-i\_jj-kk 30K70 T3M2  
Nombre Coanda Series Mini S2 - 40W 30K70 T3M2

Flujo Luminaria	5400.00 lm	Potencia luminaria	40.00 W	Eficiencia	135.00 lm/W	Rendimiento	100.00%
Flujo de Lámpara	5400.00 lm	Valor Máximo	620.97 cd/klm	Posición	C=20.00 G=69.00	CG	Asimétrico

Luminancia





# Luminaria

Código COM2-40W3M2-30K7-ffff-gghhh-i\_jj-kk

Nombre Coanda Series Mini S2 - 40W 30K70 T3M2

# Ensayo

Código Coanda Series Mini S2 40W COM2-40W3M2-30K7-ffff-gghhh-i\_jj-kk 30K70 T3M2

Nombre Coanda Series Mini S2 - 40W 30K70 T3M2

Flujo Luminaria	5400.00 lm	Potencia luminaria	40.00 W	Eficiencia	135.00 lm/W	Rendimiento	100.00%
Flujo de Lámpara	5400.00 lm	Valor Máximo	620.97 cd/klm	Posición	C=20.00 G=69.00	CG	Asimétrico

## Luminance cd/m2

## Tabla 1/3

	C 0.00	C 10.00	C 20.00	C 30.00	C 40.00	C 50.00	C 60.00	C 70.00	C 80.00	C 90.00	C 100.00	C 110.00	C 120.00
G 0.0	6545.76	6592.85	6586.14	6589.22	6573.48	6590.19	6578.08	6603.21	6584.02	6609.80	6584.02	6603.21	6578.08
G 5.0	6341.84	6525.59	6640.13	6759.11	6857.15	6977.09	7056.51	7162.26	7216.77	7291.17	7216.77	7162.26	7056.51
G 10.0	6230.42	6524.13	6745.30	6957.30	7133.04	7302.40	7439.28	7592.48	7705.00	7831.70	7705.00	7592.48	7439.28
G 15.0	6205.34	6611.19	6910.07	7185.31	7402.18	7615.07	7793.68	7977.75	8136.76	8316.09	8136.76	7977.75	7793.68
G 20.0	6264.06	6780.26	7144.89	7451.25	7718.60	7955.66	8149.82	8356.65	8550.56	8782.36	8550.56	8356.65	8149.82
G 25.0	6423.95	7021.60	7432.57	7767.08	8072.97	8332.76	8525.56	8743.20	8958.15	9248.59	8958.15	8743.20	8525.56
G 30.0	6682.25	7368.17	7794.28	8123.82	8457.63	8783.52	8952.43	9114.65	9349.22	9687.45	9349.22	9114.65	8952.43
G 35.0	7064.20	7823.52	8269.42	8590.10	8867.05	9263.42	9412.27	9484.08	9698.80	10083.32	9698.80	9484.08	9412.27
G 40.0	7614.50	8460.70	8906.16	9200.36	9420.70	9719.47	9905.80	9887.31	10052.55	10472.19	10052.55	9887.31	9905.80
G 45.0	8354.60	9322.98	9789.89	10063.38	10217.07	10337.55	10485.59	10260.64	10222.41	10610.84	10222.41	10260.64	10485.59
G 50.0	9357.51	10493.10	10991.39	11256.57	11398.19	11396.80	11148.33	10363.36	9880.12	10118.86	9880.12	10363.36	11148.33
G 55.0	10795.96	12198.04	12722.07	13067.63	13217.91	12772.42	11593.60	10021.81	9029.88	9090.12	9029.88	10021.81	11593.60
G 60.0	13022.99	14850.24	15500.84	16087.88	15836.87	13911.25	11537.40	9052.15	7205.21	6944.23	7205.21	9052.15	11537.40
G 65.0	16361.43	19114.33	20526.16	20885.01	17944.21	14522.89	9480.93	4821.98	2966.04	2758.10	2966.04	4821.98	9480.93
G 70.0	18470.62	23477.18	25134.89	23437.18	16461.48	7766.84	2293.88	1343.53	1478.91	1555.19	1478.91	1343.53	2293.88
G 75.0	13755.64	18689.23	19561.82	16380.30	8641.62	2146.01	1037.22	917.59	1024.42	1235.82	1024.42	917.59	1037.22
G 80.0	6723.30	8855.89	9495.05	7071.32	2511.36	880.85	710.16	612.33	683.25	880.06	683.25	612.33	710.16
G 85.0	1468.01	2711.03	3736.71	2398.02	805.45	493.36	366.66	365.19	436.15	542.98	436.15	365.19	366.66
G 90.0	243.39	302.26	445.29	594.08	211.28	154.41	113.12	116.15	139.40	186.57	139.40	116.15	113.12

**Luminaria**

Código COM2-40W3M2-30K7-ffff-gghhh-i\_jj-kk

Nombre Coanda Series Mini S2 - 40W 30K70 T3M2

**Ensayo**

Código Coanda Series Mini S2 40W COM2-40W3M2-30K7-ffff-gghhh-i\_jj-kk 30K70 T3M2

Nombre Coanda Series Mini S2 - 40W 30K70 T3M2

Flujo Luminaria	5400.00 lm	Potencia luminaria	40.00 W	Eficiencia	135.00 lm/W	Rendimiento	100.00%
Flujo de Lámpara	5400.00 lm	Valor Máximo	620.97 cd/klm	Posición	C=20.00 G=69.00	CG	Asimétrico

**Luminance cd/m2**
**Tabla 2/3**

	C 130.00	C 140.00	C 150.00	C 160.00	C 170.00	C 180.00	C 190.00	C 200.00	C 210.00	C 220.00	C 230.00	C 240.00	C 250.00
G 0.0	6590.19	6573.48	6589.22	6586.14	6592.85	6545.76	6592.85	6586.14	6589.22	6573.48	6590.19	6578.08	6603.21
G 5.0	6977.09	6857.15	6759.11	6640.13	6525.59	6341.84	6223.20	6050.63	5905.52	5751.50	5656.11	5554.40	5525.88
G 10.0	7302.40	7133.04	6957.30	6745.30	6524.13	6230.42	5942.02	5597.47	5279.95	4977.29	4751.22	4554.33	4465.64
G 15.0	7615.07	7402.18	7185.31	6910.07	6611.19	6205.34	5747.02	5203.09	4700.86	4263.29	3971.25	3796.39	3731.08
G 20.0	7955.66	7718.60	7451.25	7144.89	6780.26	6264.06	5612.47	4855.21	4175.84	3708.99	3477.00	3358.34	3326.42
G 25.0	8332.76	8072.97	7767.08	7432.57	7021.60	6423.95	5568.54	4562.08	3760.03	3342.00	3149.30	3065.08	3053.79
G 30.0	8783.52	8457.63	8123.82	7794.28	7368.17	6682.25	5589.27	4327.07	3442.14	3078.53	2913.48	2849.42	2850.15
G 35.0	9263.42	8867.05	8590.10	8269.42	7823.52	7064.20	5721.99	4189.51	3224.36	2888.85	2748.78	2677.73	2654.98
G 40.0	9719.47	9420.70	9200.36	8906.16	8460.70	7614.50	5976.93	4138.44	3082.91	2757.40	2604.26	2491.56	2418.17
G 45.0	10337.55	10217.07	10063.38	9789.89	9322.98	8354.60	6358.38	4150.78	2982.03	2607.39	2361.93	2206.28	2174.07
G 50.0	11396.80	11398.19	11256.57	10991.39	10493.10	9357.51	6891.14	4194.72	2857.15	2354.52	2085.53	1985.46	2008.15
G 55.0	12772.42	13217.91	13067.63	12722.07	12198.04	10795.96	7673.83	4290.96	2635.79	2056.28	1845.97	1841.37	1891.21
G 60.0	13911.25	15836.87	16087.88	15500.84	14850.24	13022.99	8843.44	4404.30	2300.48	1824.84	1732.44	1710.63	1801.88
G 65.0	14522.89	17944.21	20885.01	20526.16	19114.33	16361.43	10237.22	4191.53	1987.15	1716.79	1640.50	1632.80	1737.11
G 70.0	7766.84	16461.48	23437.18	25134.89	23477.18	18470.62	10131.81	2933.77	1814.48	1584.32	1560.64	1570.27	1631.26
G 75.0	2146.01	8641.62	16380.30	19561.82	18689.23	13755.64	5063.63	1940.94	1488.71	1298.35	1229.41	1150.08	924.97
G 80.0	880.85	2511.36	7071.32	9495.05	8855.89	6723.30	1813.78	1121.82	939.72	669.61	577.93	498.46	457.88
G 85.0	493.36	805.45	2398.02	3736.71	2711.03	1468.01	643.60	450.81	368.54	317.43	268.30	242.97	247.20
G 90.0	154.41	211.28	594.08	445.29	302.26	243.39	165.30	149.25	139.86	123.93	114.66	105.08	99.46

# Luminaria

Código COM2-40W3M2-30K7-ffff-gghhh-i\_jj-kk

Nombre Coanda Series Mini S2 - 40W 30K70 T3M2

# Ensayo

Código Coanda Series Mini S2 40W COM2-40W3M2-30K7-ffff-gghhh-i\_jj-kk 30K70 T3M2

Nombre Coanda Series Mini S2 - 40W 30K70 T3M2

Flujo Luminaria	5400.00 lm	Potencia luminaria	40.00 W	Eficiencia	135.00 lm/W	Rendimiento	100.00%
Flujo de Lámpara	5400.00 lm	Valor Máximo	620.97 cd/klm	Posición	C=20.00 G=69.00	CG	Asimétrico

## Luminance cd/m2 Tabla 3/3

	C 260.00	C 270.00	C 280.00	C 290.00	C 300.00	C 310.00	C 320.00	C 330.00	C 340.00	C 350.00
G 0.0	6584.02	6609.80	6584.02	6603.21	6578.08	6590.19	6573.48	6589.22	6586.14	6592.85
G 5.0	5490.43	5541.16	5490.43	5525.88	5554.40	5656.11	5751.50	5905.52	6050.63	6223.20
G 10.0	4414.64	4459.97	4414.64	4465.64	4554.33	4751.22	4977.29	5279.95	5597.47	5942.02
G 15.0	3717.38	3774.60	3717.38	3731.08	3796.39	3971.25	4263.29	4700.86	5203.09	5747.02
G 20.0	3341.94	3418.02	3341.94	3326.42	3358.34	3477.00	3708.99	4175.84	4855.21	5612.47
G 25.0	3096.38	3186.24	3096.38	3053.79	3065.08	3149.30	3342.00	3760.03	4562.08	5568.54
G 30.0	2897.88	2996.37	2897.88	2850.15	2849.42	2913.48	3078.53	3442.14	4327.07	5589.27
G 35.0	2666.71	2768.48	2666.71	2654.98	2677.73	2748.78	2888.85	3224.36	4189.51	5721.99
G 40.0	2378.32	2459.21	2378.32	2418.17	2491.56	2604.26	2757.40	3082.91	4138.44	5976.93
G 45.0	2208.56	2332.82	2208.56	2174.07	2206.28	2361.93	2607.39	2982.03	4150.78	6358.38
G 50.0	2053.89	2187.82	2053.89	2008.15	1985.46	2085.53	2354.52	2857.15	4194.72	6891.14
G 55.0	1970.85	2122.91	1970.85	1891.21	1841.37	1845.97	2056.28	2635.79	4290.96	7673.83
G 60.0	1899.28	2047.10	1899.28	1801.88	1710.63	1732.44	1824.84	2300.48	4404.30	8843.44
G 65.0	1901.88	2080.02	1901.88	1737.11	1632.80	1640.50	1716.79	1987.15	4191.53	10237.22
G 70.0	1650.03	1836.20	1650.03	1631.26	1570.27	1560.64	1584.32	1814.48	2933.77	10131.81
G 75.0	936.66	1052.97	936.66	924.97	1150.08	1229.41	1298.35	1488.71	1940.94	5063.63
G 80.0	470.61	542.48	470.61	457.88	498.46	577.93	669.61	939.72	1121.82	1813.78
G 85.0	290.93	355.02	290.93	247.20	242.97	268.30	317.43	368.54	450.81	643.60
G 90.0	120.15	153.71	120.15	99.46	105.08	114.66	123.93	139.86	149.25	165.30

#### Luminaria

Código COM2-40W3M2-30K7-ffff-gghhh-i\_jj-kk  
Nombre Coanda Series Mini S2 - 40W 30K70 T3M2

#### Ensayo

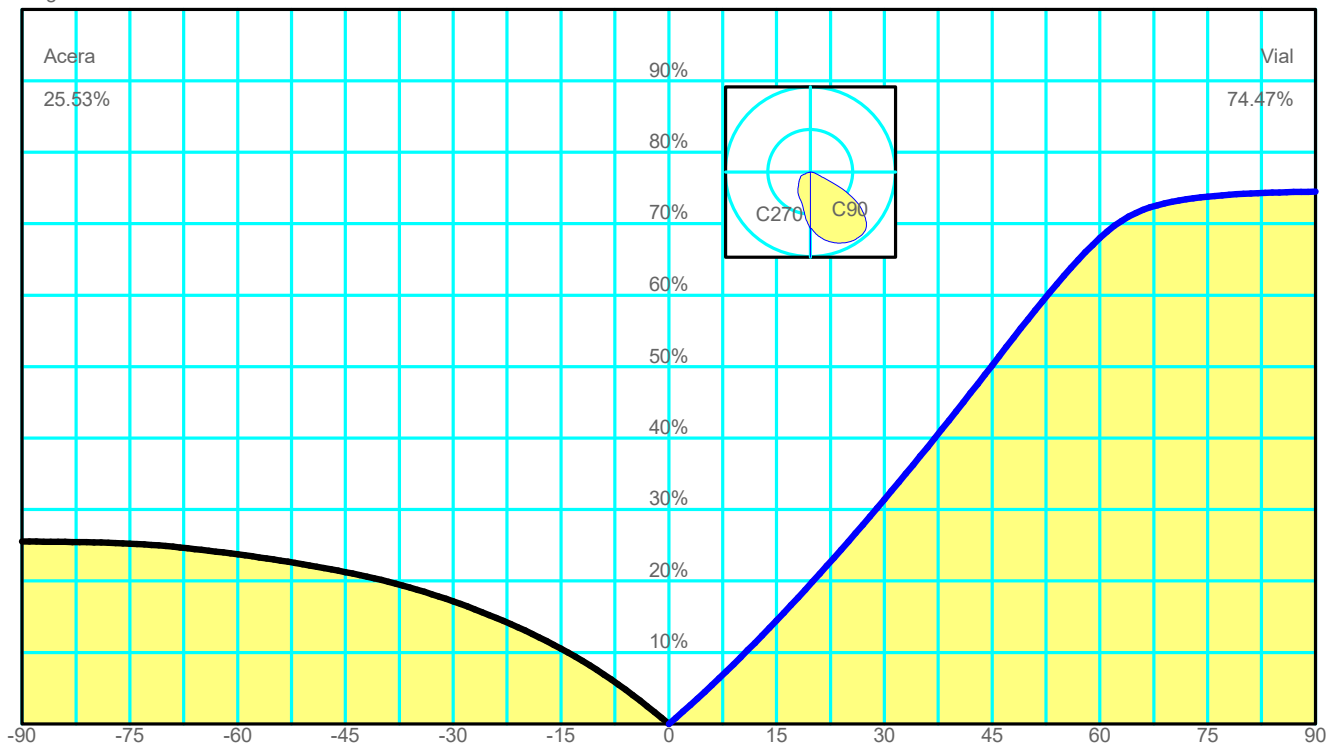
Código Coanda Series Mini S2 40W COM2-40W3M2-30K7-ffff-gghhh-i\_jj-kk 30K70 T3M2  
Nombre Coanda Series Mini S2 - 40W 30K70 T3M2

Flujo Luminaria	5400.00 lm	Potencia luminaria	40.00 W	Eficiencia	135.00 lm/W	Rendimiento	100.00%
Flujo de Lámpara	5400.00 lm	Valor Máximo	620.97 cd/klm	Posición	C=20.00 G=69.00	CG	Asimétrico

Acera			Vial		
Piano	0	0.00%	Piano	0	0.00%
Piano	-5	4.04%	Piano	5	4.48%
Piano	-10	7.55%	Piano	10	9.33%
Piano	-15	10.52%	Piano	15	14.47%
Piano	-20	13.06%	Piano	20	19.88%
Piano	-25	15.25%	Piano	25	25.53%
Piano	-30	17.15%	Piano	30	31.40%
Piano	-35	18.78%	Piano	35	37.47%
Piano	-40	20.14%	Piano	40	43.74%
Piano	-45	21.25%	Piano	45	50.18%
Piano	-50	22.18%	Piano	50	56.62%
Piano	-55	23.00%	Piano	55	62.70%
Piano	-60	23.73%	Piano	60	67.99%
Piano	-65	24.36%	Piano	65	71.50%
Piano	-70	24.90%	Piano	70	73.06%
Piano	-75	25.23%	Piano	75	73.78%
Piano	-80	25.40%	Piano	80	74.17%
Piano	-85	25.48%	Piano	85	74.38%
Piano	-90	25.53%	Piano	90	74.47%

Ángulo de Inclinación = 0.0

DLOR = 100.00%



Spread 55.1° Ancho  
Throw 69.3° Intermedio  
SLI (deslumbramiento) Concentrado  
Cutoff CIE No Cutoff - Max: C=20.0° Gamma=69.0°  
Cutoff Iesna Semi Cutoff  
DIN5044 --

IESNA Type III Medium Asymmetrical

DLOR 99.9999 %  
ULOR 0.0000 %  
Rendimiento 99.9999 %  
RN 0.0000 %  
Clase de Intensidad Luminosa G1  
Índice de Deslumbramiento D4

# Luminaria

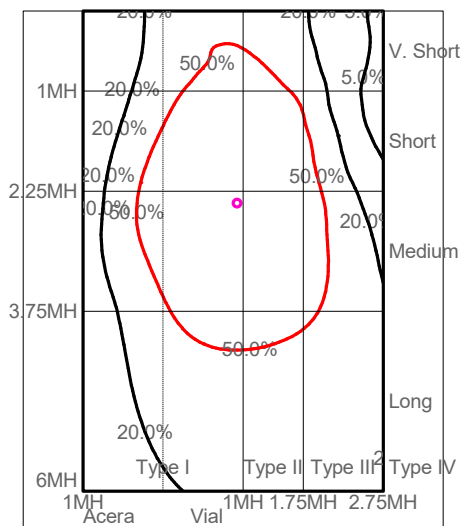
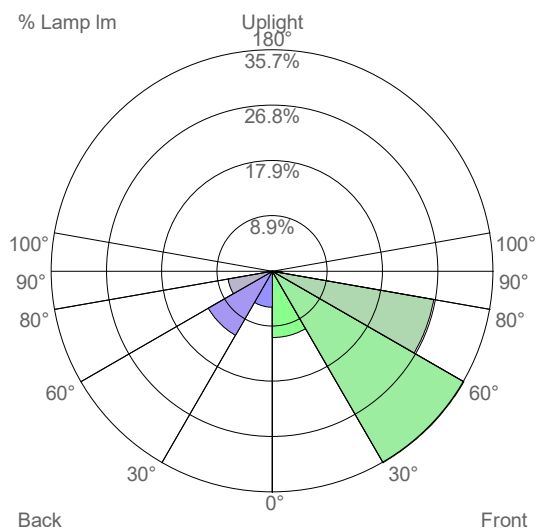
Código COM2-40W3M2-30K7-ffff-gghhh-i\_jj-kk  
Nombre Coanda Series Mini S2 - 40W 30K70 T3M2

# Ensayo

Código Coanda Series Mini S2 40W COM2-40W3M2-30K7-ffff-gghhh-i\_jj-kk 30K70 T3M2  
Nombre Coanda Series Mini S2 - 40W 30K70 T3M2

Flujo Luminaria	5400.00 lm	Potencia luminaria	40.00 W	Eficiencia	135.00 lm/W	Rendimiento	100.00%
Flujo de Lámpara	5400.00 lm	Valor Máximo	620.97 cd/klm	Posición	C=20.00 G=69.00	CG	Asimétrico

## US ROAD STANDARDS



Luminaire Classification System (LCS)			
LCS Zone		Lumens	%Lamp %Lum
FL	0° -- 30°	579.7 lm	10.7 % 10.7 %
FM	30° -- 60°	1929.3 lm	35.7 % 35.7 %
FH	60° -- 80°	1428.8 lm	26.5 % 26.5 %
FVH	80° -- 90°	83.9 lm	1.6 % 1.6 %
BL	0° -- 30°	314.9 lm	5.8 % 5.8 %
BM	30° -- 60°	646.0 lm	12.0 % 12.0 %
BH	60° -- 80°	393.6 lm	7.3 % 7.3 %
BVH	80° -- 90°	23.9 lm	0.4 % 0.4 %
UL	90° -- 100°	0.0 lm	0.0 % 0.0 %
UH	100° -- 180°	0.0 lm	0.0 % 0.0 %
TOTALS		5400.0 lm	100.0 % 100.0 %
BUG B1 U0 G1 Type III Medium Asymmetrical			